

# 5498-G2 Universal Bracket Kit

GTSOL5498-G2-UVBR  
**75W - 120W**

Commonly Replaces  
 250W-400W HPS/MH/HID

### Description:

The universal bracket retrofit kit facilitates the simple retrofit of a shoe box fixture. This system was designed specifically for states that do not qualify screw in yokes for a rebate, because of the rigidity issues over time. With time a screw in yoke can on occasion wobble loose out of the medium or mogul bases due to roadway vibrations. It is a versatile mounting system with x, y, and z axis maneuverability. This allows for tilting, rotating, and sliding of the Engine to achieve exactly the result desired.

 **Made in USA**  
 Buy American Act compliant


 **L70 > 150,000**  
 Third Party Tested

 **Rated IP67**  
 Optional

 **Dimming Capable**  
 Optional

 **RoHS compliant**  
 Materials

 **UL Listed**  
 US and Canada



**IES Files**  
 Available at  
[globaltechled.com](http://globaltechled.com)

### Additional Information:

- Solstice LED Engine's Life Sync Programs: Lumen Depreciation Maintenance, Temperature Control, Under Voltage Lockout, and Optional 5-6-1 Energy Savings Program
- Patented Active Cooling and Vortex Heat Sink
- Soft Start
- Plug and Play wireless control transceiver, IoT compatible (optional)
- LED Chips operating up to 1100mA
- Smart Driver: SV and HV, IP66 Rated, IEC, UL class 2 power, Class A sound rating, minimum efficiency of 86%, and operates between -40°C and 50°C, 120-480V, 50Hz

### Limited Warranty:

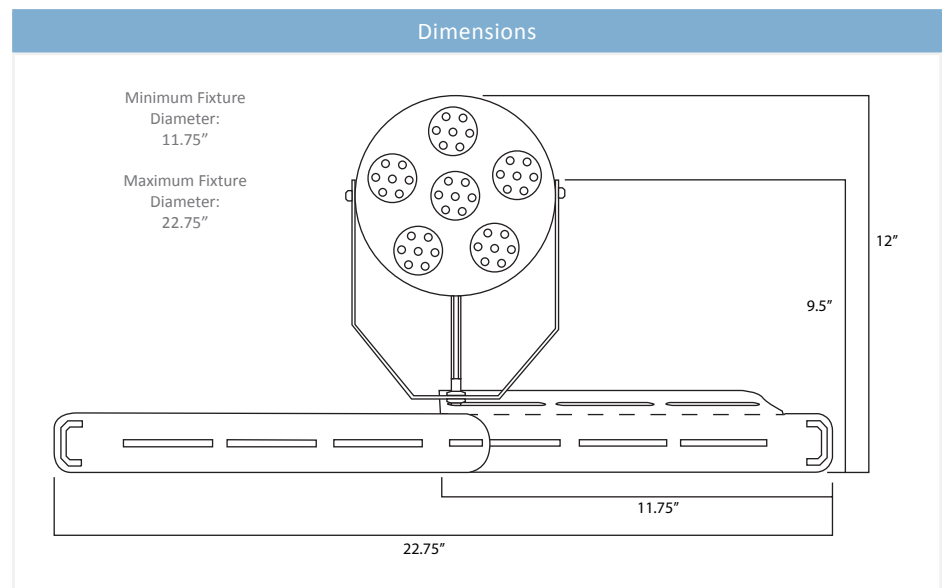
- 10 Year Engine Warranty
- 5 Year Driver Warranty

### Applications:

- Area
- Street
- Garage
- Parking

Output	Wattage	Lumens	Efficacy (L/W)
HO	120	13000	110
HI	95	11000	115
MH	85	10000	120
ML	75	9000	120

Specifications			
<b>Voltage Options:</b>	SV (120V-277V) HV (277V-480V)	<b>CCT:</b>	BR 5000K, YW 4100K, BL 4000K, RD 3500K, PR 3000K, OR 2700K, GRO 460nm & 640nm, AMB 597nm, AQU 467nm 57000K, RYB 467nm
<b>Operating Temp:</b>	-40° to 50° Celsius		
<b>Power Factor:</b>	>.90		
<b>THD:</b>	<20%	<b>Surge Protection:</b>	Required for ALL 347V-480V applications in order to qualify for warranty. Recommended for outdoor applications.
<b>CRI:</b>	80 (standard)		
<b>Optics:</b>	NL (no lens), 10D, 25D, 50D, 75D, 360s, T2, T3		




## Ordering Information:

GTR - AR - 5498 - G2 - HI - SV - PR - 75D - UVBR / IP67 - GT-LSP-120

Retrofit	Category	Engine	Wattage	Voltage		CCT	Lens	Mounting Method	Accs	
GTR	AR = Area/ Roadway	5498 - G2	HO (120W)	SV (120V-277V)		BR <sup>1</sup> (5000K) [80CRI]	NL = No Lens	UVBR = Universal Bracket	IP67 = 5498 - G2*	
				HV (277V-480V)		YW (4100K) [70CRI]	10D = 10D Lens		GT-LSP-120	
		5498 - G2	HI (95W)	SV (120V-277V)		BL <sup>1</sup> (4000K) [80CRI]	25D = 25D Lens		GT-LSP-240	
				HV (277V-480V)		RD (3500K) [80CRI]	50D = 50D Lens	GT-LSP-277		
		5498 - G2	MH (85W)	SV (120V-277V)		PR (3000K) [95CRI]	75D = 75D Lens		GT-LSP-347	
				HV (277V-480V)		OR (2700K) [80CRI]	360s = 360 Square Lens	GT-LSP-480		
		5498 - G2	ML (75W)	SV (120V-277V)		GRO (Grow) <sup>†</sup>	T2 = Type II Lens			
				HV (277V-480V)		AMB (Amber) <sup>†</sup>	T3 = Type III Lens			
						AQU (Aquarium) <sup>†</sup>				
						RYB (Royal Blue) <sup>†</sup>				

Surge Protectors	
GT-LSP-120	Surge Protector. 120 V 10 kA Parallel. 20kA maximum discharge current.
GT-LSP-240	Surge Protector. 240 V 10 kA Parallel. 20kA maximum discharge current.
GT-LSP-277	Surge Protector. 277 V 10 kA Parallel. 20kA maximum discharge current.
GT-LSP-347	Surge Protector. 347 V 10 kA Parallel. 20kA maximum discharge current.
GT-LSP-480	Surge Protector. 480 V 10 kA Parallel. 20kA maximum discharge current.

Accessories
 <p>IP67</p>

## Notes:

<sup>1</sup> Lead times for CCT options other than BR and BL may be increased

\* IP67 upgrade for Engine + fan (only NL, 10D, 25D, 50D & 75D)