



# IESNA LM79-2008 Test Report

TÜV SÜD America

## Photometric Testing and Evaluation in Accordance with LM79-2008

Report Prepared for:

**Michael Prainito**  
Marketing Manager

**Global Tech LED LLC**  
8901 Quality Road  
Bonita Springs, FL 34135  
United States

Telephone: (877) 748-5533

**Sample Tested:** GTSOL50-PAR38-NW-MFL  
**Description:** LED PAR38 Lamp Module  
**Manufacturer:** Global Tech LED LLC

**Technical Report Number:** 72106528-05-LM79  
**Report Issue Date:** June 30<sup>th</sup>, 2015  
**Total Number of Pages:** 8 (including this page)

Report Prepared by:

**Laymond Drummond**  
TÜV SÜD Project Handler

Report Reviewed by:

**Bryan Cubitt**  
TÜV SÜD Program Manager





# IESNA LM79-2008 TEST REPORT

June 30, 2015

## Summary of Key Test Results

Model# **GTSOL50-PAR38-NW-MFL**  
 Manufacturer **Global Tech LED LLC**  
 TÜV Sample# **1939-5**  
 Date of Test **June 30, 2015**



### Notes:

Tested in FBU orientation (Fixture Base Up)  
 THIS IS A TEST OF THE NEW GTSOL50 AC DRIVEN LAMP W/50  
 DEGREE LENS

Parameter	Measured Result
Luminous Flux	<b>2998 Lumens</b>
Input Power	<b>45.98 Watts</b>
Efficacy	<b>65.20 Lumens/Watt</b>
C.C.T.	<b>3400 K</b>
C.R.I. (R <sub>a</sub> )	<b>85.0</b>
Beam Angle	<b>45.6° (V) / 38.9° (H)</b>
Stabilization Time	<b>30 minutes</b>
In-Situ Temp Test (ISTMT) **	<b>Not Tested</b>

The above results are recorded / derived from measurements in accordance with LM79-08

\*\*ISTMT in accordance with “Energy Star Program Requirements for Luminaires – Version 1.2”.





# IESNA LM79-2008 TEST REPORT

Report#72106528-05-LM79

June 30, 2015

## TABLE OF CONTENTS

Test Results .....4

Spectral Flux and Chromaticity Diagram .....5

Zonal Lumen Summary .....5

Illuminance Plots.....6

Candela Plots .....6

Photometric Testing Information .....7

Equipment List: .....8





# IESNA LM79-2008 TEST REPORT

June 30, 2015

**Test Results –**

The following results were obtained after stabilization of the sample in accordance with the requirements set forth in section 5.0 of IES LM79-2008. Stability is achieved when the variation of 3 readings of light output and electrical power over a period of 30 minutes, taken 15 minutes apart, is less than 0.5%.

Photometric Results	GTSOL50-PAR38-NW-MFL	
	Integrating Sphere	
Total Luminous Flux (Lumens)	2988	
Luminous Efficacy (Lumens/Watt)	65.20	
Correlated Color Temperature (CCT)	3400	
Color Rendering Index (CRI – R <sub>a</sub> )	85.0	
R <sub>9</sub> Value	23.7	
Total Radiant Flux (Watts)	14.4	
Chromaticity (Chroma x / Chroma y)	0.4097	0.3904
Chromaticity (Chroma u / Chroma v)	0.2387	0.3412
Chromaticity (Chroma u' / Chroma v')	0.2387	0.5118
D <sub>uv</sub> Value	-0.00106	

Electrical Results	GTSOL50-PAR38-NW-MFL	
	Integrating Sphere (120V / 277V)	
Input Power (Watts)	45.98	46.08
Input Voltage (Volts AC)	120.05	277.01
Input Current (Amps)	0.412	0.287
Power Factor	0.929	0.580
A-THD (Current %)	32.20	81.20
Input Frequency (Hertz)	60.0	60.0

Additional Parameters	GTSOL50-PAR38-NW-MFL	
	Integrating Sphere	Goniophotometer
Stabilization Time (Light and Power)	30 minutes	30 minutes
Test Geometry Configuration	4π	Type C
Ambient Temperature	25.0C	24.6°C
ISTMT (In-Situ Temperature Measurement)	Not Tested	
Spacing Criteria	N/A	





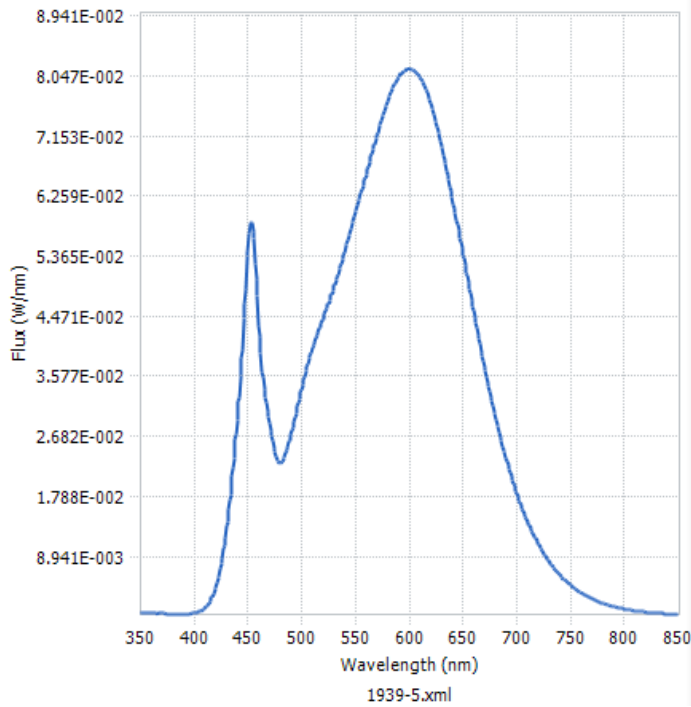
# IESNA LM79-2008 TEST REPORT

Report#72106528-05-LM79

June 30, 2015

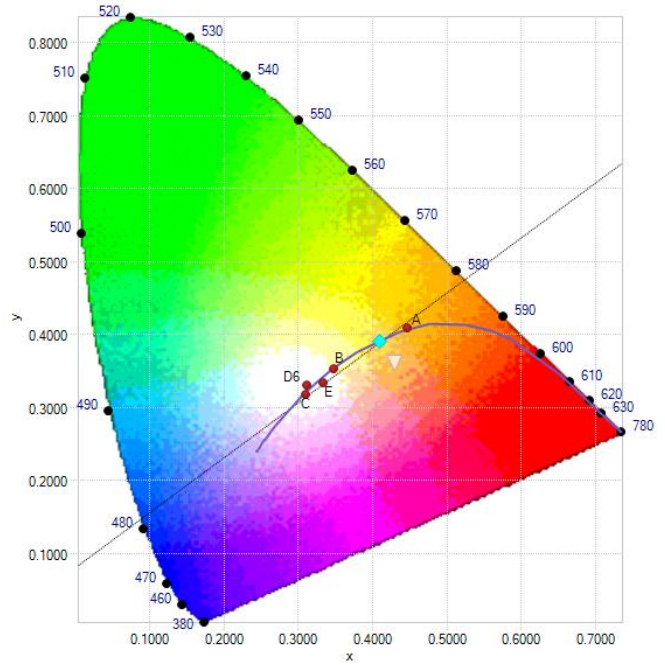
## Spectral Flux and Chromaticity Diagram

### Spectral Flux



**Spectral response of the Radiant Flux  
(350nm to 850nm)**

### Chromaticity Diagram



**Tristimulus values (from page 4):**

$$x / y = 0.4097 / 0.3904$$

The locations on the diagram of the tristimulus coordinates are indicated by the blue diamond.

## Zonal Lumen Summary

Zone	Lumens	% Lamp / Luminaire
0-90	2,497.00	99.70%
90-180	6.6	0.30%
0-180	2,503.60	100%

**TÜV SÜD America, Inc.**  
5945 Cabot Parkway, Suite 100,  
Alpharetta GA 30005

Telephone: 678-341-5900 www.tuvamerica.com

Page 5

NRG\_F\_10.04

**Confidential Report**



TÜV SÜD America is  
accredited under the  
ISO/IEC 17025:2005  
program

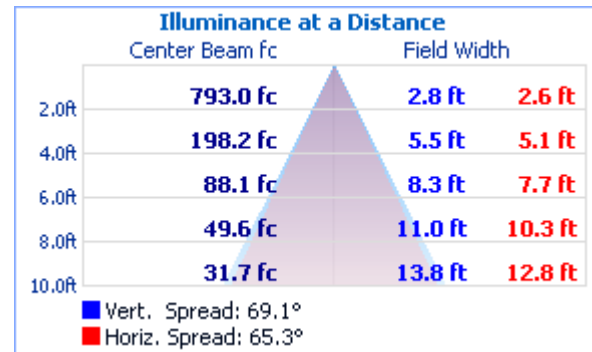
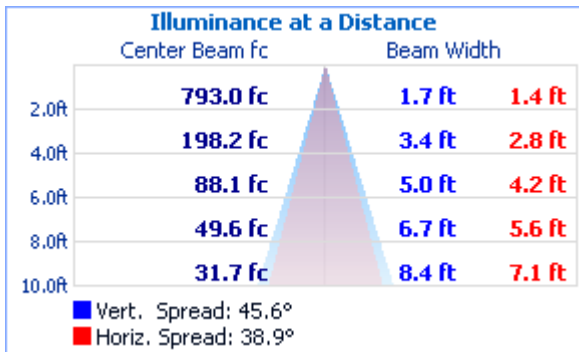


# IESNA LM79-2008 TEST REPORT

June 30, 2015

## Test Results – Illuminance Plots

The following images depict the illuminance characteristics of the luminaire.

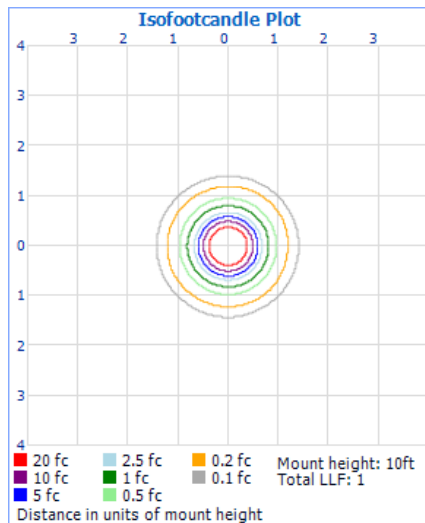


Beam Angle = 45.6° (V) / 38.9° (H)

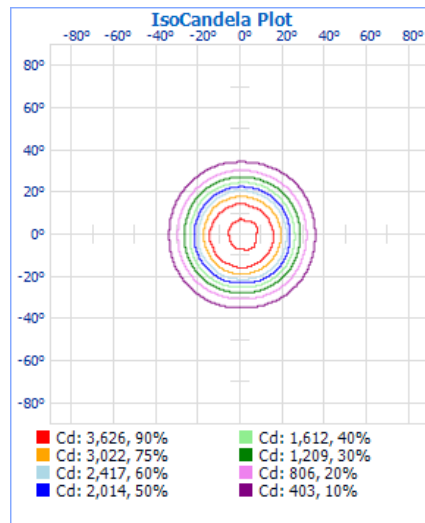
Field Angle = 69.1° (V) / 65.3° (H)

## Test Results – Candela Plots

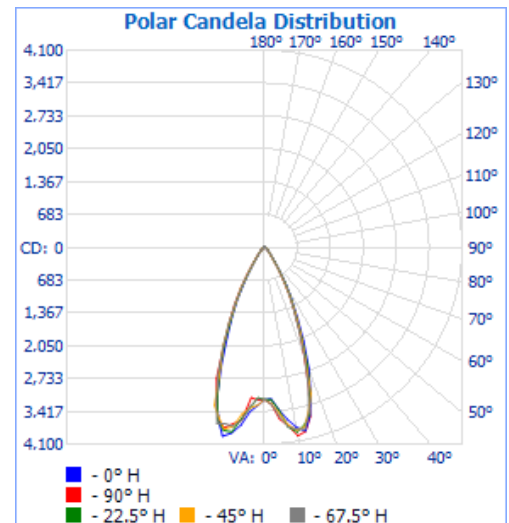
The following images depict the luminous intensity distribution characteristics of the luminaire:



Isofootcandle Plot



Isocandela Plot



Polar Candela

Maximum Candela = **4,028.9** at Horizontal: 180.0°, Vertical: 12.5°



# IESNA LM79-2008 TEST REPORT

June 30, 2015

## TÜV SÜD Photometric Testing Information

Testing is performed in accordance with the procedures outlined in IESNA LM79-2008. The sample is evaluated for photometric and electrical characteristics using an integrating sphere and a goniophotometer, located in an accredited, temperature and humidity-controlled, draft free photometric laboratory.

### ***Sphere Geometry***

The integrating spheres used for measurement utilize a “ $4\pi$  geometry” configuration in accordance with section 9 of IES LM-79-2008 and is applicable for all types of SSL products (directional and non-directional light projections). The spectroradiometer is an array-type detector manufactured and calibrated by Labsphere (Model# CDS1100).

### ***Self-Absorption Correction***

The integrating sphere uses self-absorption correction to eliminate errors due to mismatches between the standard reference lamp and the test samples being measured. This auxiliary correction lamp is a halogen type lamp powered by a calibrated Lamp Power Supply manufactured and calibrated by Labsphere (model LPS150). Ambient temperature is measured using a thermocouple located inside the integrating sphere at the same height as the sample under test (UUT) and not more than 1 meter in horizontal distance away from the sample (section 2.2 of LM79-2008). The thermocouple is located behind a baffle in order to eliminate any direct optical radiation from the sample under test.

### ***Sample Stabilization***

The sample (UUT) is placed inside the integrating sphere and powered by a regulated and conditioned alternating or direct current supply. The stabilization times shown on the results pages of this report denote the time of the 3<sup>rd</sup> measurement (of the 3 consecutive readings) since this is the minimum time that the sample is assumed to have taken to reach stabilization in accordance with section 5.0 of LM79-2008.

### ***Sphere Calibration***

The integrating sphere is calibrated using a quartzline halogen lamp with the following specifications:

Manufacturer: EYE Lighting International

Model# J94/JD28V75W

Voltage = 28.0 Volts DC

Wattage = 75.0 Watts

Calibration Current = 2.679 Amperes

Luminous Flux = 1685 Lumens

Calibration Date = 2-17-2011 (calibrated by Labsphere – NIST traceable).

Continued.....

**TÜV SÜD America, Inc.**

5945 Cabot Parkway, Suite 100,  
Alpharetta GA 30005

Telephone: 678-341-5900 www.tuvamerica.com

Page 7

NRG\_F\_10.04

**Confidential Report**



TÜV SÜD America is  
accredited under the  
ISO/IEC 17025:2005  
program



# IESNA LM79-2008 TEST REPORT

June 30, 2015

## TÜV SÜD Photometric Testing Information (continued)

### Goniophotometer

The Goniophotometer is a Type C optical measurement system in accordance with section 9.3.1 of IESNA LM79-2008.

### Goniophotometer Calibration

The Goniophotometer is calibrated using a frosted tungsten filament FDS/DZE lamp with the following specifications:

- Manufacturer: General Electric
- Part Number: CSB-110
- Lamp Number: 105-A
- Voltage: 16.71 Volts DC
- Wattage: 150.0 Watts
- Calibration Current: 4.847 Amperes
- Luminous Intensity: 166.3 Candelas
- Calibration Date: 11-07-2011 (NIST traceable)

## TÜV SÜD Test Equipment List:

TÜV SÜD Sphere System – contains the following:			
Description	Manufacturer / Model#	TÜV SÜD Ref#	Calibration Due Date
Integrating Sphere	Labsphere LM760	SPH003	weekly
Spectroradiometer	Labsphere CDS1100	ATLE0048	9/7/2015
Power Analyzer	Yokogawa WT210	ATLE0052	1/16/2016
Power Source	Chroma 61602	AC003	N/A
Thermometer	Fluke 52-II	ATLE0118	11/15/2015
TÜV SÜD Goniophotometer System – contains the following:			
Goniophotometer	M.E. GONC01	GON001	weekly
Spectroradiometer	Gigahertz Optik P9801	GIG001	weekly
Power Analyzer	Yokogawa WT210	ATLE0034	11/16/2015
Power Source	Chroma 61602	AC006	N/A

*This technical report may only be quoted in full. Any use for advertising purposes must be granted in writing. This report is the result of a single examination of the object in question and is not generally applicable evaluation of the quality of other products in regular production.*

*This report must not be used by the client to claim product certification, approval, or endorsement by A2LA, NIST, or any agency of the Federal Government*

**TÜV SÜD America, Inc.**  
5945 Cabot Parkway, Suite 100,  
Alpharetta GA 30005

Telephone: 678-341-5900 www.tuvamerica.com



TÜV SÜD America is accredited under the ISO/IEC 17025:2005 program

