



GONIOPHOTOMETER TEST REPORT
IES LM79-08 Section 9.3
TÜV SÜD America

Photometric Testing and Evaluation in Accordance with LM79-2008

Report Prepared for:

Michael Prainito
CFO / CTO

Global Tech LED LLC
3810 Tamiami Trail East
Naples, FL 34112
United States

Telephone: (877) 748-5533

Sample Tested: GTSOL112-HI-GR-25D
Sample Description: LED Module
Manufacturer: Global Tech LED, LLC

Technical Report Number: 72112305-08-GONI
Report Issue Date: January 15th 2016
Total Number of Pages: 6 (including this page)

Report Prepared by:

Stan Mushyakov
TÜV SÜD Project Handler

Report Reviewed by:

Bryan Cubitt
TÜV SÜD Operations Manager



GONIOPHOTOMETRIC TEST REPORT IES LM79-2008

Report# 72112305-08-GONI

January 15, 2016

Summary of Key Test Results

Model# **GTSOL112-HI-GR-25D**
Manufacturer Global Tech LED, LLC
TÜV Sample# 2176-8 (Test Plan#8)
Date of Test January 13th 2016

Notes: Tested in intended orientation
“Aperture Down”.

Driver: **HATCH LV150-24N-UNV-BB (x2)**
LED Chip: **Lumileds Luxeon Zes**



Parameter	Measured Result
Luminous Flux	26,307 Lumens
Input Power	275.93 Watts
Efficacy	95.34 Lumens/Watt
Beam Angle	16.0° (V) / 16.0° (H)
Stabilization Time	46 minutes

The above results are recorded / derived from measurements in accordance with LM79-08.



GONIOPHOTOMETRIC TEST REPORT IES LM79-2008

Report# 72112305-08-GONI

January 15, 2016

TABLE OF CONTENTS

Test Results4

Zonal Lumen Summary4

Illuminance Plots.....5

Candela Plots5

Photometric Testing Information6

Equipment List:6





GONIOPHOTOMETRIC TEST REPORT IES LM79-2008

Report# 72112305-08-GONI

January 15, 2016

Test Results –

The following results were obtained after stabilization of the sample in accordance with the requirements set forth in section 5.0 of IES LM79-2008. Stability is achieved when the variation of 3 readings of light output and electrical power over a period of 30 minutes, taken 15 minutes apart, is less than 0.5%.

Photometric Results	GTSOL112-HI-GR-25D
	Goniophotometer (120V)
Total Luminous Flux (Lumens)	26,307
Luminous Efficacy (Lumens/Watt)	95.34

Electrical Results	GTSOL112-HI-GR-25D
	Goniophotometer (120V)
Input Power (Watts)	275.93
Input Voltage (Volts AC)	120.05
Input Current (Amps)	2.310
Power Factor	0.997
Input Frequency (Hertz)	60.0
A-THD (Current %)	4.49%

Additional Parameters	GTSOL112-HI-GR-25D
	Goniophotometer (120V)
Stabilization Time (Light and Power)	46 minutes
Test Geometry Configuration	Type C
Ambient Temperature	24.9°C

Zonal Lumen Summary

Zone	Lumens	% Lamp / Luminaire
0 - 60	25,841.1	98.2%
60 - 90	465.5	1.8%
0 - 90	26,306.6	100.0%
90 - 180	0.0	0.0%
0 - 180	26,306.6	100.0%





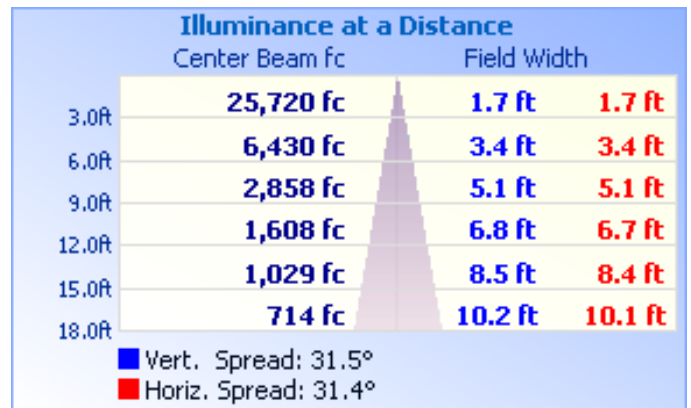
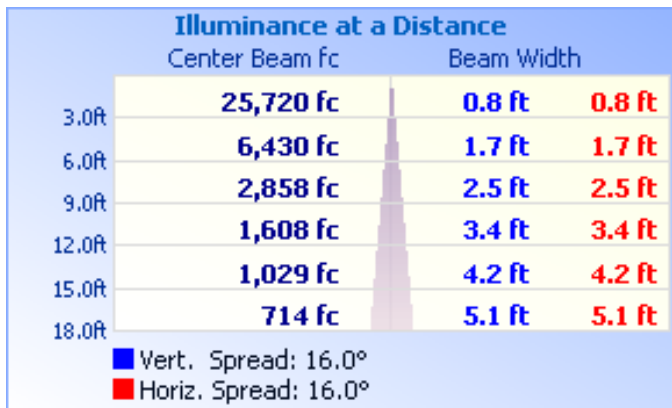
GONIOPHOTOMETRIC TEST REPORT IES LM79-2008

Report# 72112305-08-GONI

January 15, 2016

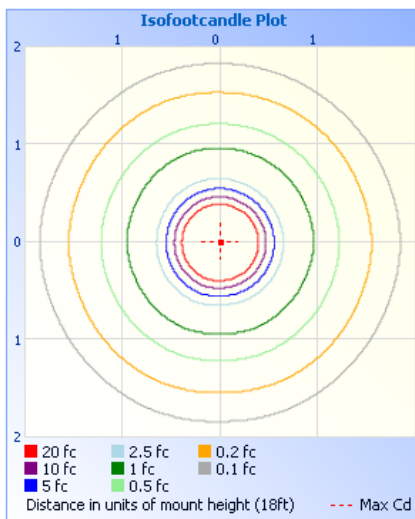
Test Results – Illuminance Plots

The following images depict the illuminance characteristics of the Luminaire at a mount height of 18ft.

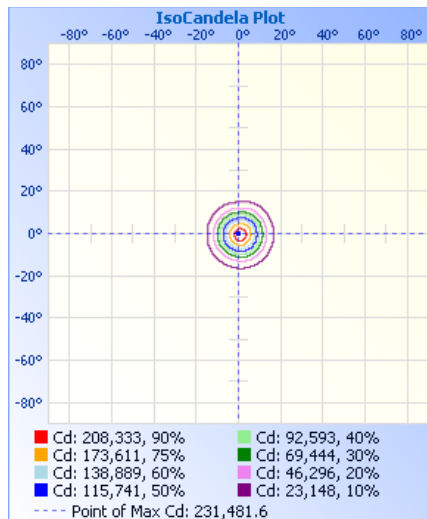


Test Results – Candela Plots

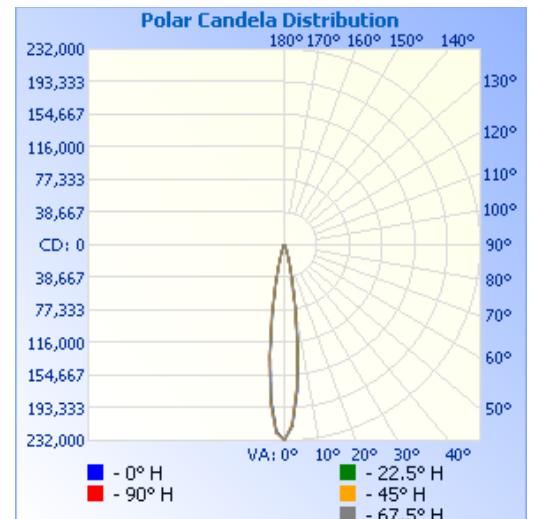
The following images depict the luminous intensity distribution characteristics of the luminaire:



Isofootcandle Plot



Isocandela Plot



Polar Candela

Maximum Candela = **231,481.6** at Horizontal: 0.0°, Vertical: 0.0°

TÜV SÜD America, Inc.
5945 Cabot Parkway, Suite 100,
Alpharetta GA 30005

Telephone: 678-341-5900 www.tuvamerica.com

Page 5

NRG_F_10.04

Confidential Report



TÜV SÜD America is accredited under the ISO/IEC 17025:2005 program





GONIOPHOTOMETRIC TEST REPORT IES LM79-2008

Report# 72112305-08-GONI

January 15, 2016

TÜV SÜD Photometric Testing Information

Testing is performed in accordance with the procedures outlined in IESNA LM79-2008. The sample is evaluated for photometric and electrical characteristics using a goniophotometer, located in an accredited, temperature and humidity-controlled, draft free photometric laboratory.

Sample Stabilization

The sample (UUT) is placed on a goniophotometer and powered by a regulated and conditioned alternating or direct current supply. The stabilization times shown on the results pages of this report denote the time of the 3rd measurement (of the 3 consecutive readings) since this is the minimum time that the sample is assumed to have taken to reach stabilization in accordance with section 5.0 of LM79-2008.

Goniophotometer

The Goniophotometer is a Mirror based Type C optical measurement system in accordance with section 9.3.1 of IESNA LM79-2008.

Goniophotometer Calibration

The Goniophotometer is calibrated using a frosted tungsten filament FDS/DZE lamp with the following specifications:

- Manufacturer: General Electric
- Part Number: CSB-110
- Lamp Number: 112-A
- Voltage: 16.52 Volts DC
- Wattage: 150.0 Watts
- Calibration Current: 4.816 Amperes
- Luminous Intensity: 151.5 Candelas
- Calibration Date: 02-13-2011 (NIST traceable)

TÜV SÜD Test Equipment List:

TÜV SÜD Mirror Goniophotometer System – contains the following:			
Goniophotometer	M.E. GONC02	GON002	Weekly
Spectroradiometer	Gigahertz Optik P9801	GIG002	Weekly
Power Analyzer	Yokogawa WT210	ATLE0073	5/15/2016
Power Source	Chroma 61603	AC007	N/A

This technical report may only be quoted in full. Any use for advertising purposes must be granted in writing. This report is the result of a single examination of the object in question and is not generally applicable evaluation of the quality of other products in regular production.

This report must not be used by the client to claim product certification, approval, or endorsement by A2LA, NIST, or any agency of the Federal Government

TÜV SÜD America, Inc.
 5945 Cabot Parkway, Suite 100,
 Alpharetta GA 30005
 Telephone: 678-341-5900 www.tuvamerica.com

Page 6

NRG_F_10.04

Confidential Report



TÜV SÜD America is
 accredited under the
 ISO/IEC 17025:2005
 program

